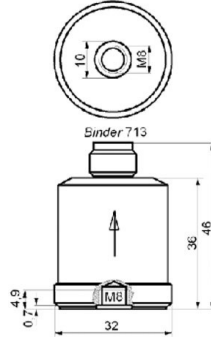


High Sensitivity Accelerometer

KS48C

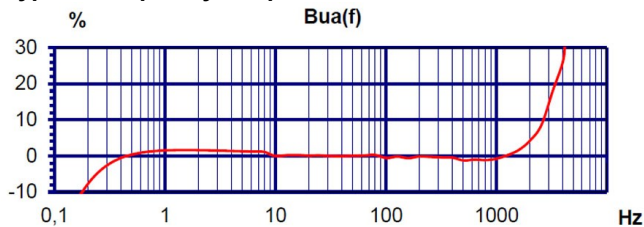
Properties

- Suited for seismic measurement and building vibration, particularly at low frequencies
- Extremely sensitive piezo system without amplification provides excellent resolution and lowest noise
- Robust design with M12 connector
- IP code IP67



Piezo design	Shear design	
Output	IEPE	
Voltage sensitivity	1000	mV/g
Sensitivity tolerance	5	%
Measurement range, pos./neg.	6	g
Destruction limit	1000	g
Transverse sensitivity	<5	%
Lower frequency limit (3 dB)	0,07	Hz
Upper frequency limit (3 dB)	4000	Hz
Lower frequency limit (10 %)	0,2	Hz
Upper frequency limit (10 %)	2600	Hz
Lower frequency limit (5 %)	0,3	Hz
Upper frequency limit (5 %)	2000	Hz
Resonant frequency	>7	kHz
Resonance amplitude	25	dB
Constant current supply	2 bis 20	mA
Bias voltage at 4 mA	12 - 14	V
Output impedance	<130	Ω
Residual noise; wide band; RMS	<14 (0,5 - 10000 Hz)	μg
Noise density 0.1 Hz	20	μg/√Hz
Noise density 1 Hz	6	μg/√Hz
Noise density 10 Hz	1,3	μg/√Hz
Noise density 100 Hz	0,3	μg/√Hz
Noise density 1000 Hz	0,12	μg/√Hz
Operating temperature range	-20 - 120	°C
Temperature coefficient of voltage sensitivity	-0,02 (<40 °C)	%/K
	-0,03 (>40 °C)	%/K
Temperature transient sensitivity	0,0005	m/s ² /K
Weight without cable	165	g
Case material	Stainless steel	
Connector direction	axial	
Connector	Binder 713	
Mounting	M8	
IP code	IP67	

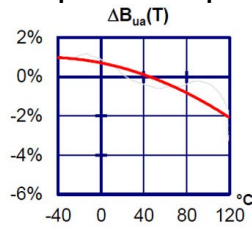
Typical Frequency Response



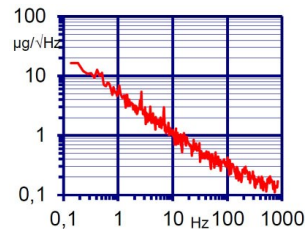
Contact Arrangement



Temperature Response



Noise Characteristics



Connection Accessories

- 080G: Plug Binder 713 (female) with screw terminals, IP67; straight
- 080W: Plug Binder 713 (female) with screw terminals, IP67; angled
- 085-B713G-PIG-5: IEPE cable; 5 m; Binder 713; straight; female. to pig tail; 80 °C; Ø5
- 085-B713W-PIG-5: IEPE cable; 5 m; Binder 713; angled; female to pig tail; 80 °C; Ø5
- 085-B713G-BNC-5: IEPE cable; 5 m; Binder 713; straight; female. to BNC; 80 °C; Ø5
- 085-B713W-BNC-5: IEPE cable; 5 m; Binder 713; angled; female. to BNC; 80 °C; Ø5

Mounting Accessories

- 043: Mounting stud; M8 x 10
- 044: Thread adapter; M5 female to M8 x 4 male
- 206: Screwed insulating flange; 2 x M8; Ø30; 110 °C
- 229: Adhesive pad; conductive; M8; Ø25; >250 °C
- 208: Rare earth magnetic base; M8; Ø30; 120 °C
- 230: Triaxial mounting cube; M8; □34
- 729: Tripod floor plate to DIN 45669-2
- 700: Underwater pressure hull for installation of sensors; 20 Bar

Delivery version with accessories kit KS48C/01

- 208: Rare earth magnetic base; M8; Ø30; 120 °C
- 206: Screwed insulating flange; 2 x M8; Ø30; 110 °C
- 043: Mounting stud; M8 x 10
- 085-B713G-BNC-5: IEPE cable; 5 m; Binder 713; straight; female. to BNC; 80 °C; Ø5

Notice: The standard delivery includes an individual data sheet.

This is a non-accredited measurement/calibration and consequently not covered by EA MLA.

On request, we offer a DIN EN ISO/IEC 17025:2018 accredited calibration of the measurand acceleration in the measuring range 0.1 m/s² to 200 m/s².



Metra Meß- und Frequenztechnik Radebeul GmbH & Co. KG

Meißner Str. 58a

01445 Radebeul

Tel. +49 (0)351 836 2191

Internet: www.MMF.de

Email: Info@MMF.de

Fax: +49 (0)351 836 2940

03.26

