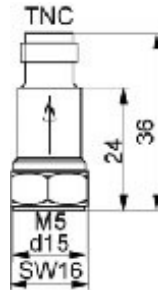


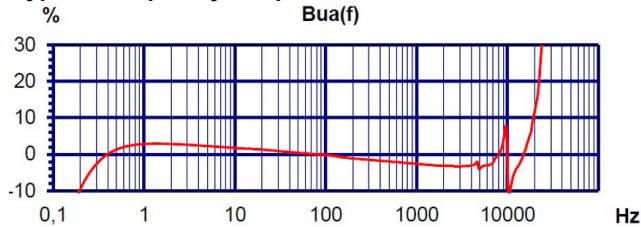
Properties

- Low weight
- With insulated base avoiding ground loop problems
- Rugged stainless steel case
- Particularly low temperature coefficient
- Two sensitivity versions (10 and 100 mV/g)

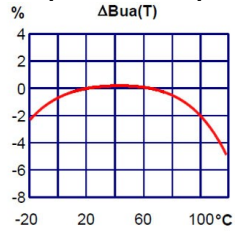


Piezo design	Shear design	
Output	IEPE	
Voltage sensitivity	10	mV/g
Sensitivity tolerance	5	%
Measurement range, pos./neg.	600	g
Destruction limit	5000	g
Transverse sensitivity	<5	%
Lower frequency limit (3 dB)	0,12	Hz
Upper frequency limit (3 dB)	21000	Hz
Lower frequency limit (10 %)	0,25	Hz
Upper frequency limit (10 %)	20000	Hz
Lower frequency limit (5 %)	0,35	Hz
Upper frequency limit (5 %)	8000	Hz
Resonant frequency	>46	kHz
Resonance amplitude	25	dB
Constant current supply	2 - 20	mA
Bias voltage at 4 mA	12 - 14	V
Output impedance	<130	Ω
Residual noise; wide band; RMS	<2000 (0,5 - 20000 Hz)	μg
Noise density 1 Hz	300	μg/√Hz
Noise density 10 Hz	80	μg/√Hz
Noise density 100 Hz	25	μg/√Hz
Noise density 1000 Hz	10	μg/√Hz
Operating temperature range	-30 - 130	°C
Temperature coefficient of voltage sensitivity	0,06 (<0 °C)	%/K
	±0,02 (0 - 80 °C)	%/K
	>0,06 (>80 °C)	%/K
Temperature transient sensitivity	0,01	m/s²/K
Weight without cable	28.5	g
Case material	Stainless steel	
Connector direction	axial	
Connector	TNC	
Mounting	M5	
Isolated mounting	yes	
IP code	IP64	

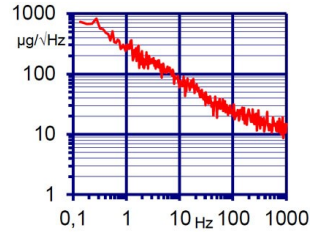
Typical Frequency Response



Temperature Response



Noise Characteristics



Connection Accessories

- 010-TNC-BNC-1,5: Low-noise cable; 1,5 m; TNC to BNC; 120 $^{\circ}C$; $\varnothing 2,7$

Mounting Accessories

- 001: Sensor probe; M5
- 003: Mounting stud; M5 x 8
- 029: Adhesive pad insulating; M5; $\varnothing 15$; $>250^{\circ}C$
- 045: Thread adapter; M5 x 4 male to UNF 10-32 x 4 male
- 046: Thread adapter; M5 x 4 male to 1/4-28 x 4 male
- 008: Rare earth magnetic base; M5; $\varnothing 22$; 120 $^{\circ}C$
- 030: Triaxial mounting cube; M5; $\square 21$

Delivery version with accessories kit KS74C10/01

- 010-TNC-BNC-1,5: Low-noise cable; 1,5 m; TNC to BNC; 120 $^{\circ}C$; $\varnothing 2,7$
- 008: Rare earth magnetic base; M5; $\varnothing 22$; 120 $^{\circ}C$
- 001: Sensor probe; M5
- 003: Mounting stud; M5 x 8
- 002: Bees wax for temporary sensor attachment

Notice: The standard delivery includes an individual data sheet.
This is a non-accredited measurement/calibration and consequently not covered by EA MLA.
On request, we offer a DIN EN ISO/IEC 17025:2018 accredited calibration
of the measurand acceleration in the measuring range 0.1 m/s^2 to 200 m/s^2 .



Metra Meß- und Frequenztechnik Radebeul GmbH & Co. KG

Meißner Str. 58a
01445 Radebeul
Tel. +49 (0)351 836 2191

Internet: www.MMF.de
Email: Info@MMF.de
Fax: +49 (0)351 836 2940

03.26

