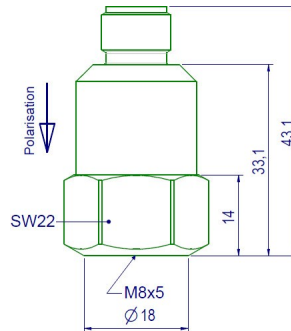


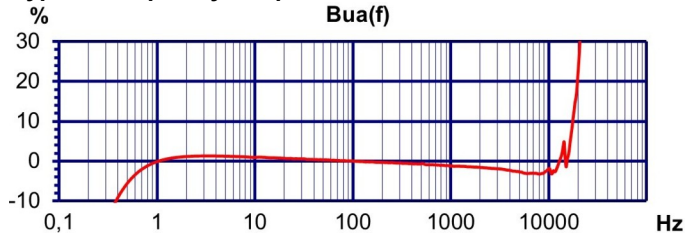
## Properties

- Rugged industrial design with IP68
- Fully insulated case, double shielding for best EMI protection
- Includes electronic data sheet (TEDS; IEEE 1451.4; Template 25 w. DS2431)
- M12 connector for easy on-site installation, improved replacement for obsolete MIL-C-5015 connectors
- Wide frequency range (20kHz/3dB)
- Low temperature dependence
- Economic price
- Successor model of KS84.100

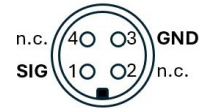


Piezo design	Shear design	
Output	IEPE	
Voltage sensitivity	100	mV/g
Sensitivity tolerance	5	%
Measurement range, pos./neg.	60	g
Destruction limit	5000	g
Transverse sensitivity	<5	%
Lower frequency limit (3 dB)	0,2	Hz
Upper frequency limit (3 dB)	20000	Hz
Lower frequency limit (10 %)	0,4	Hz
Upper frequency limit (10 %)	14000	Hz
Lower frequency limit (5 %)	0,5	Hz
Upper frequency limit (5 %)	10000	Hz
Resonant frequency	>32	kHz
Resonance amplitude	25	dB
Constant current supply	2 – 16	mA
Bias voltage at 4 mA	12,5 – 14	V
Output impedance	<80	Ω
Residual noise; wide band; RMS	<200 (0,5 - 20000 Hz)	μg
Noise density 1 Hz	30	μg/√Hz
Noise density 10 Hz	8	μg/√Hz
Noise density 100 Hz	1,5	μg/√Hz
Noise density 1000 Hz	1	μg/√Hz
Operating temperature range	-40 - 120	°C
Temperature response of sensitivity	see graph	
	±1 (-10 - 80 °C)	%
	+2/-4 (-40 - 120 °C)	%
Temperature transient sensitivity	0,005	m/s²/K
Magnetic field sensitivity	1	m/s²/T
Weight without cable	61	g
Case material	Stainless steel	
Connector direction	axial	
Connector	Binder 713	
Mounting	M8	
Isolated mounting	yes (4 GΩ)	
IP code	IP68	

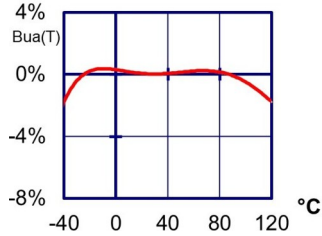
## Typical Frequency Response



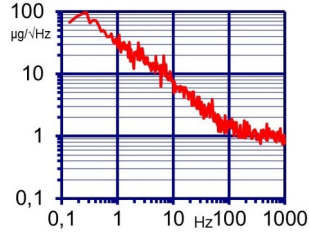
## Contact Arrangement



## Temperature Response



## Noise Characteristics



## Connection Accessories

- 080G: Plug Binder 713 (female) with screw terminals, IP67; straight
- 080W: Plug Binder 713 (female) with screw terminals, IP67; angled
- 085-B713G-PIG-5: IEPE cable; 5 m; Binder 713; straight; female. to pig tail; 80 °C; Ø5
- 085-B713W-PIG-5: IEPE cable; 5 m; Binder 713; angled; female to pig tail; 80 °C; Ø5
- 085-B713G-BNC-5: IEPE cable; 5 m; Binder 713; straight; female. to BNC; 80 °C; Ø5
- 085-B713W-BNC-5: IEPE cable; 5 m; Binder 713; angled; female. to BNC; 80 °C; Ø5

## Mounting Accessories

- 043: Mounting stud; M8 x 10
- 229: Adhesive pad; conductive; M8; Ø25; >250 °C
- 208: Rare earth magnetic base; M8; Ø30; 120 °C
- 230: Triaxial mounting cube; M8; □34

**Notice:** This sensor is supplied with a list protocol showing its individually measured sensitivity.