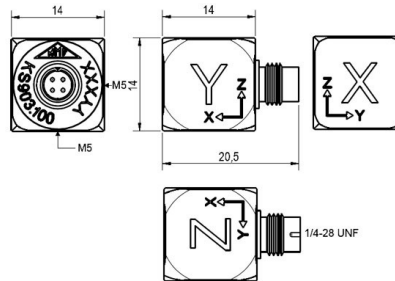


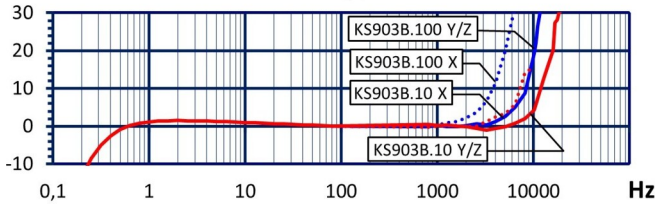
Properties

- Small dimensions
- Excellent phase response
- High resolution
- Low temperature coefficient
- Includes electronic data sheet (TEDS; IEEE 1451.4; Template 25 w. DS2431)
- Well suited for modal and structural analysis
- Two sensitivity versions (10 and 100 mV/g)

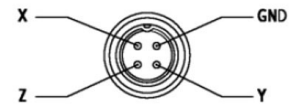


Piezo design	Shear design	
Output	IEPE	
Voltage sensitivity	100	mV/g
Sensitivity tolerance	10	%
Measurement range, pos./neg.	60	g
Destruction limit	3000	g
Transverse sensitivity	<5	%
Lower frequency limit (3 dB)	0,15	Hz
Upper frequency limit (3 dB)	7000 (X); 12000 (Y/Z)	Hz
Lower frequency limit (10 %)	0,25	Hz
Upper frequency limit (10 %)	4000 (X); 7000 (Y/Z)	Hz
Resonant frequency	>13 (X); >15 (Y); >17 (Z)	kHz
Resonance amplitude	25	dB
Constant current supply	2 - 20	mA
Bias voltage at 4 mA	11 - 14,5	V
Output impedance	<100	Ω
Residual noise; wide band; RMS	<400 (0,5 - 20000 Hz)	μ g
Noise density 1 Hz	150	μ g/ \sqrt Hz
Noise density 10 Hz	25	μ g/ \sqrt Hz
Noise density 100 Hz	7	μ g/ \sqrt Hz
Noise density 1000 Hz	2	μ g/ \sqrt Hz
Operating temperature range	-30 - 100	$^{\circ}$ C
Temperature coefficient of voltage sensitivity	\pm 0,04 (<0 $^{\circ}$ C)	%/K
	0,02 (0 - 40 $^{\circ}$ C)	%/K
	\pm 0,01 (40 - 80 $^{\circ}$ C)	%/K
	-0,02 (>80 $^{\circ}$ C)	%/K
Temperature transient sensitivity	0,13	m/s ² /K
Magnetic field sensitivity	2,9	m/s ² /T
Weight without cable	9	g
Case material	Aluminum; hard coated	
Connector direction	axial/radial	
Connector	1/4-28 UNF male	
Mounting	M5 (Y/Z); adhesive	

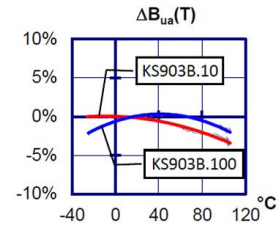
Typical Frequency Response



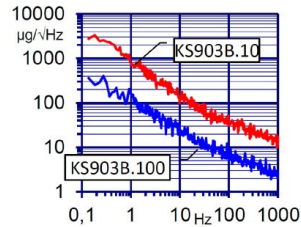
Contact Arrangement



Temperature Response



Noise Characteristics



Connection Accessories

- 091-CMR-B711-3: IEPE cable; 3 m; 1/4"-28; 4 pins to Binder 711; male; 120 °C; $\varnothing 2,1$
- 034-B711f-BNC: IEPE cable adapter Binder 711; 0,5 m; 4 pin; female. to 3 x BNC; male; 80 °C

Mounting Accessories

- 002: Bees wax for temporary sensor attachment
- 003: Mounting stud; M5 x 8
- 045: Thread adapter; M5 x 4 male to UNF 10-32 x 4 male
- 046: Thread adapter; M5 x 4 male to 1/4-28 x 4 male
- 708: Rare earth magnetic base; M5; SW15; 120 °C
- 029: Adhesive pad insulating; M5; $\varnothing 15$; >250 °C

Delivery version with accessories kit KS903B100/01

- 091-CMR-B711-3: IEPE cable; 3 m; 1/4"-28; 4 pins to Binder 711; male; 120 °C; $\varnothing 2,1$
- 034-B711f-BNC: IEPE cable adapter Binder 711; 0,5 m; 4 pin; female. to 3 x BNC; male; 80 °C
- 708: Rare earth magnetic base; M5; SW15; 120 °C
- 029: Adhesive pad insulating; M5; $\varnothing 15$; >250 °C
- 003: Mounting stud; M5 x 8

Notice: The standard delivery includes an individual data sheet.
This is a non-accredited measurement/calibration and consequently not covered by EA MLA.
On request, we offer a DIN EN ISO/IEC 17025:2018 accredited calibration of the measurand acceleration in the measuring range 0.1 m/s² to 200 m/s².



Metra Meß- und Frequenztechnik Radebeul GmbH & Co. KG

Meißner Str. 58a
01445 Radebeul
Tel. +49 (0)351 836 2191

Internet: www.MMF.de
Email: Info@MMF.de
Fax: +49 (0)351 836 2940

03.26

