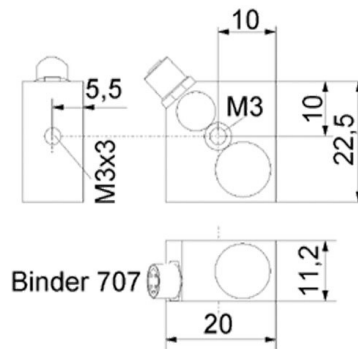


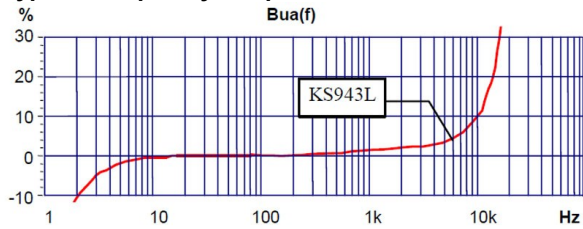
## Properties

- Small dimensions
- Central drilling for easy mounting and axis alignment
- Low-power IEPE output for power-saving operation

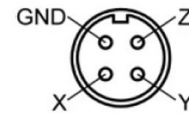


Piezo design	Shear design	
Output	Low-power IEPE	
Voltage sensitivity	14	mV/g
Sensitivity tolerance	20	%
Measurement range, pos./neg.	240	g
Destruction limit	8000	g
Transverse sensitivity	<5	%
Lower frequency limit (3 dB)	0,3	Hz
Upper frequency limit (3 dB)	19000 (Z)	Hz
Lower frequency limit (10 %)	0,7	Hz
Upper frequency limit (10 %)	10000 (Z)	Hz
Lower frequency limit (5 %)	0,9	Hz
Upper frequency limit (5 %)	6000 (Z)	Hz
Resonant frequency	>33 (Z)	kHz
Resonance amplitude	25	dB
Constant current supply	0,1 - 4	mA
Bias voltage at 4 mA	4 - 6	V
Output impedance	<1200	$\Omega$
Residual noise; wide band; RMS	<1000 (3 - 50000 Hz)	$\mu$ g
Operating temperature range	-20 - 90	$^{\circ}$ C
Temperature coefficient of voltage sensitivity	-0,17	%/K
Temperature transient sensitivity	3	m/s <sup>2</sup> /K
Weight without cable	16	g
Case material	Aluminum	
Connector direction	radial	
Connector	Binder 707	
Mounting	M3 (Y/Z)	

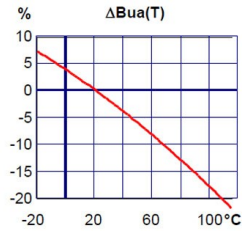
## Typical Frequency Response



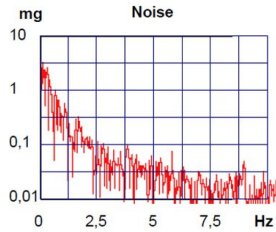
## Contact Arrangement



## Temperature Response



## Noise Characteristics



## Connection Accessories

- 091-B707-B711-3: IEPE cable; 3 m; Binder 707; 4 pins to Binder 711; male; 120  $^{\circ}C$ ;  $\varnothing 2,1$
- 034-B711f-BNC: IEPE cable adapter Binder 711; 0,5 m; 4 pin; female. to 3 x BNC; male; 80  $^{\circ}C$

## Mounting Accessories

- 021: Mounting stud; M3 x 6
- 308: Rare earth magnetic base; M3;  $\varnothing 22$ ; 120  $^{\circ}C$
- 329: Adhesive pad insulating flange; M3;  $\varnothing 20$ ; 110  $^{\circ}C$
- 140: Adapter for strap attachment on curved surfaces; M3
- 700: Underwater pressure hull for installation of sensors; 20 Bar

## Notice:

The standard delivery includes an individual data sheet.

This is a non-accredited measurement/calibration and consequently not covered by EA MLA.

On request, we offer a DIN EN ISO/IEC 17025:2018 accredited calibration of the measurand acceleration in the measuring range 0.1  $m/s^2$  to 200  $m/s^2$ .



## Metra Meß- und Frequenztechnik Radebeul GmbH & Co. KG

Meißner Str. 58a

01445 Radebeul

Tel. +49 (0)351 836 2191

Internet: [www.MMF.de](http://www.MMF.de)

Email: [Info@MMF.de](mailto:Info@MMF.de)

Fax: +49 (0)351 836 2940

03.26

